

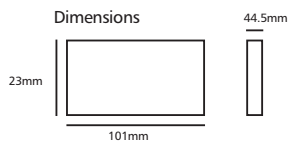
Covert Equipment

Covert Lighting

Ghost LED

L

- Light Sync Technology
- 6 generation 3 LED's per module
- Moisture and Vibration resistant
- Internal and External mounting
- 33 Flash patterns
- High intensity light output
- Dual Voltage



Popular Models

LL758-000	Blue/White
LL758-001	Blue/Blue
LL758-002	Amber/Amber
LL758-003	Green/Green
LL758-004	Red/Red
LL758-005	White/White
LL758-006	Red/Blue





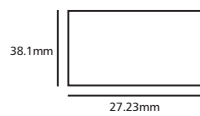
Hide a Blast LED's

L



- 30 Built in Flash Patterns
- 9 LED's
- Vertical or Horizontal mounting
- Self contained control module
- Mounts in 1" hole same as strobe tube
- Universal fit
- 15 foot cable

Dimensions



Popular Models

LL702.100	Blue
LL702.101	Red
LL702.102	White

Hide Away LEDs



Features

- 70 flashes per minute minimum. Fast rate is 100 flashes per minute.
- 12v DC, 1 amp maximum.
- '3' LED module to provide spectacular warning signal.
- Virtually maintenance free - rugged and reliable LED performance.
- Nearly impossible to detect in side markers or tail lights until activated.
- Flasher is potted for weather protection and suitable for trunk or under-hood mounting.
- Up to 15 user-selectable flash patterns.
- Designed to be installed in rear light clusters without need to cut into existing wiring.
- No need to remove existing bulbs ideal for covert and overt.

Height:	4"
Weight:	20"
Depth:	2.5"




Covert Equipment

Covert Lighting



Titan Dash Mount LED

L



- Adjustable angled housing
- Suction cup attachment
- Cigarette lighter socket connection
- 19 Flash Patterns


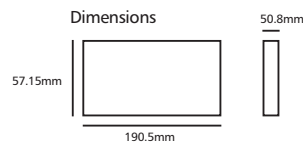
Popular Models

LL818-001	Blue
-----------	------

XT302 LED

L

- Synchronised Flash Patterns
- Adjustable Mounting Feet
- Internal or External Mounting
- Dual Voltage
- Shock and Water Resistant
- Clear Lens with Coloured LED's




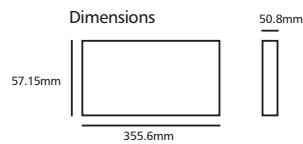
Popular Models

LL619.000	Blue/Blue
LL619.002	Red/Blue
LL619.003	Red/Red
LL619.004	Amber/Amber

XT304 LED

L

- Synchronised Flash Patterns
- Adjustable Mounting Feet
- Internal or External Mounting
- Dual Voltage
- Shock and Water Resistant
- Clear Lens with Coloured LED's



Popular Models

LL619.005	Blue/Blue/Blue/Blue
LL619.001	Red/Red/Blue/Blue
LL619.006	Red/Red/Red/Red
LL619.007	Amber/Amber/Amber/Amber